

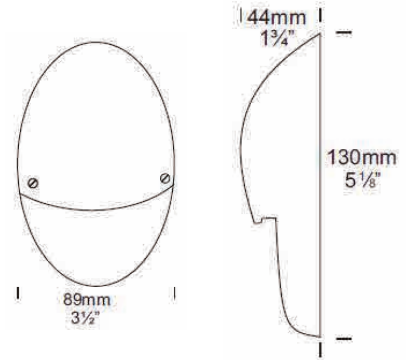
Mouse Lite

PROJECT:
TYPE:
SOURCE:
NOTES:

PURELED SPECIFICATIONS

LED Chip	Cree XPG-3 Plug and Play field replaceable LED board
Luminaire Output	120 Lumens @ 700mA (2 watts), delivered from luminaire with unobstructed beam.
Lumens Per Watt	60 Lumens minimum @ 2 watts, delivered from luminaire with unobstructed beam
CRI (3000K)	90+
Colour Temperatures	2700K, 3000K, 4000K
Beam Angles	120 degrees
Ingress Protection	IP66

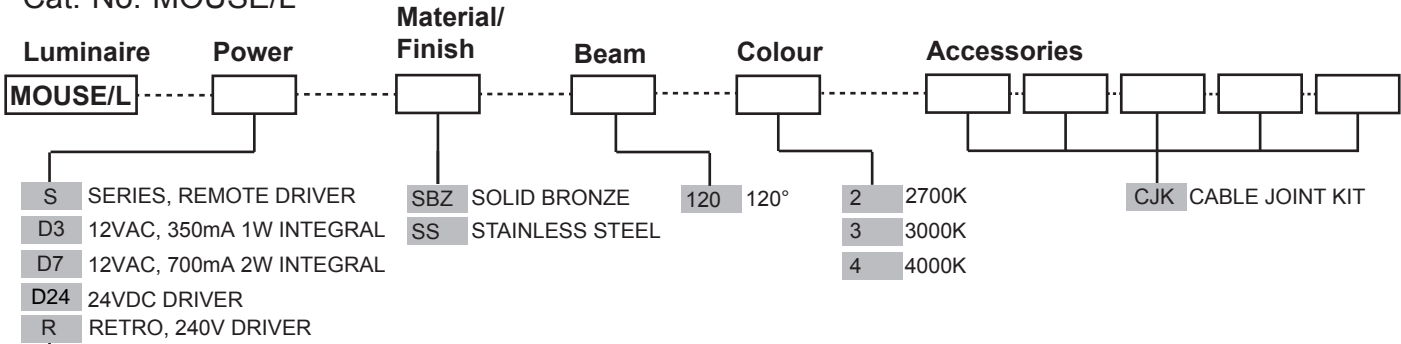
Warranty	Electronics = 5 years Body SS/SBZ = 10 years
Standards	AS/NZS 61046, EN60598 cUL 1838, 2108 CSA C22.2 No.250.7, No.250.0-08 CE



PRODUCT CONFIGURATION

Please fill in appropriate codes into boxes provided

Cat. No. MOUSE/L



SERIES, REMOTE DRIVER REQUIRED:
Constant current driver
Individual fixtures require 3vdc @ 700mA maximum

12VAC INTEGRAL DRIVER:
Hunza Buckbullet driver (included)
Input: 12VAC, 3watt total
Output: 3vdc @ D3=350mA, D7=700mA

240VAC RETRO DRIVER:
Input: 240vac, 3 watt total (driver included)
Output: 3vdc, 700mA
Not UL approved.
Not available in USA.

24VDC DRIVER:
Input: 24vdc.
Output: 18vdc @ 700mA constant current (non dimming).
Note: not for USA.

OTHER LAMP OPTIONS:
MOUSE/H - G4 Halogen 12V Lamp
MOUSE/GL - G4 LED Retrofit 12V Lamp (lamps vary by market - please refer to supplier for details)

[Click here for 240v Remote Power Supply Guidance Charts](#)
[Click here for USA Remote Power Supply Guidance Charts](#)

[Click here for halogen specification sheet](#)

LUMINAIRE CONSTRUCTION

CNC machined from one of the following metals:
Solid Bronze: investment cast in solid bronze with forge mounting plate.

316 Stainless Steel: investment cast in 316 stainless steel with investment cast 316 stainless steel mounting plate.

Lens: 2mm (1/16") frosted tempered shatter resistant glass.
Lifetime Warranty.

Mounting: mount using a mounting plate fixed to the wal , etc with 316 stainless screws. The luminaire is then fitted to the back plate using two pan head screws.

Luminaire Weight:
SBZ: 0.820kg (1lb 13oz)
SS: 0.750kg (1lb 10oz)

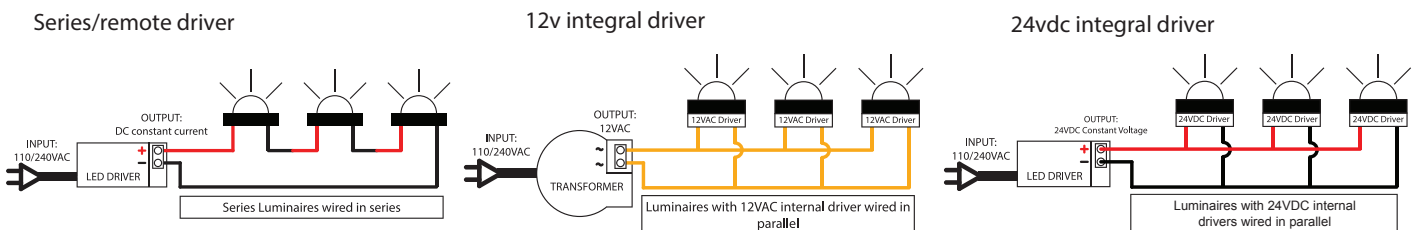
ACCESSORIES

BEAM ANGLES

IES files available for download: hunzalighting.com/downloads

WIRING GUIDE

Available for download: hunzalighting.com/downloads



Diagrams are a guide only, wire colours and polarity may change depending on fixture and country

Specifications may change without notification

Aug 2017

HUNZA™ PURE OUTDOOR LIGHTING

HUNZA FACTORY 130 Felton Mathew Ave
Saint Johns
Auckland 1072
New Zealand

Ph: +64-9-528 9471
Fax: +64-9-528 9361
hunza@hunza.co.nz
www.hunzalighting.com

INTERNATIONAL CONTACTS:
<http://www.hunzalighting.com/contact.php>

This document contains proprietary information of Hunza. Its receipt or possession does not convey any rights to reproduce or disclose its content.